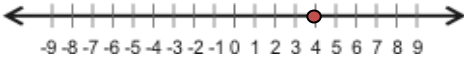


### Introduction: Number Line Addition

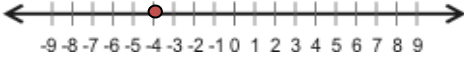
Steps for adding numbers on a number line.

1. The starting point is the first number of the problem (marked with a red dot).
2. Adding a negative number to a positive number: move left from the starting point.
3. Adding a positive number to a negative number: move right from the starting point.
4. Adding a negative number to a negative number: move left from the starting point.
5. Adding a positive number to a positive number: move right from the starting point.

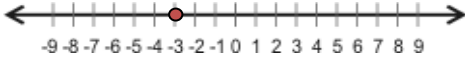

### Basic Skills

4-5	 <p style="text-align: center; font-size: small;">-9 -8 -7 -6 -5 -4 -3 -2 -1 0 1 2 3 4 5 6 7 8 9</p>
	<p>Start from 4 and move 5 marks left. The number is -1 <b>Answer: -1</b></p>

### Basic Skills Practice

-4+7	 <p style="text-align: center; font-size: small;">-9 -8 -7 -6 -5 -4 -3 -2 -1 0 1 2 3 4 5 6 7 8 9</p>
	<p>Start from -4 and move 7 marks right. The number is 3 <b>Answer: 3</b></p>

### Basic Practice Problems

<b>A</b>	-3-1	 <p style="text-align: center; font-size: small;">-9 -8 -7 -6 -5 -4 -3 -2 -1 0 1 2 3 4 5 6 7 8 9</p>
<b>B</b>	1+7	 <p style="text-align: center; font-size: small;">-9 -8 -7 -6 -5 -4 -3 -2 -1 0 1 2 3 4 5 6 7 8 9</p>