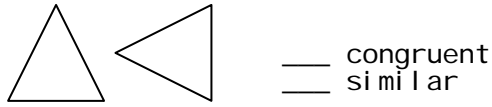
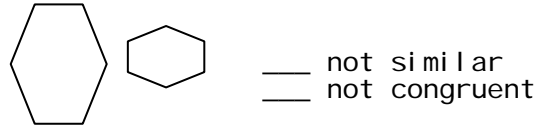


### Independent Practice 2: Recognizing Similar and Congruent Figures

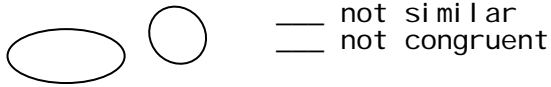
1. The two figures are



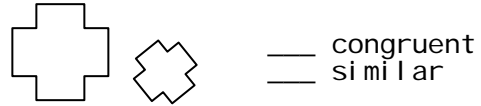
2. The two figures are



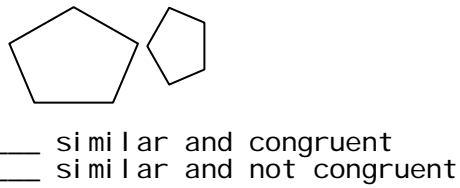
3. The two figures are



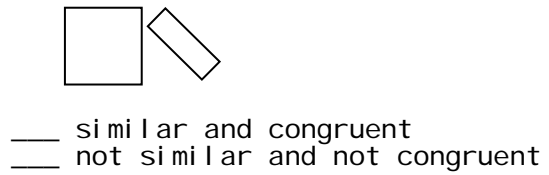
4. The two figures are



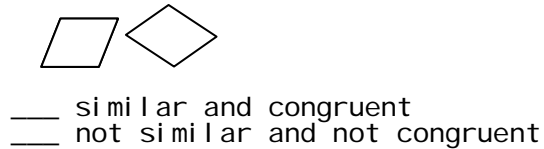
5. The two figures are



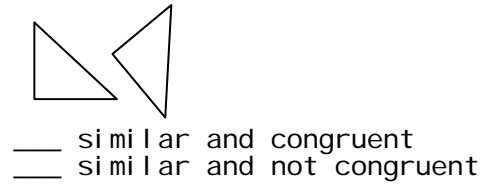
6. The two figures are



7. The two figures are



8. The two figures are



In each row, circle the figure that is congruent to the first figure.

9.				
10.				
11.				
12.				