



Introduction: What Time is It?

The duration of a day is split into **24** hours and each of those hours is split into **60** minutes. In a clock, each hour is subdivided with a gap of 5 minutes i.e. 5, 10, 15, 20, 25..... If the minute hand is on 1 it corresponds to 5 minutes, on 2 it corresponds to 10 minutes, and so on.

If the small hand (hour hand) is between 2 numbers, the lower number is the hour, e.g. hour hand is between 5 and 6, and the minute hand is on 30 minutes, the time is read as 5:30. This is not the case when the hour hand is between 12 and 1; Then the hour is 11, e.g the minute hand is on the 15 minutes, it is 12:15.



Intermediate Skills

Draw the minute and hour hand.

 <p>7:10</p>	<p>The hour hand should be on 7 and the minute hand on 2, the corresponding time in clock is represented as</p>	
------------------------------------------------------------------------------------------------------	-----------------------------------------------------------------------------------------------------------------	--------------------------------------------------------------------------------------



Intermediate Skills Practice

Draw the minute and hour hand

 <p>6:35</p>	<p>The hour hand should be between 6 and 7 and the minute hand on 7, the corresponding time in clock is represented as</p>	
--------------------------------------------------------------------------------------------------------	----------------------------------------------------------------------------------------------------------------------------	---------------------------------------------------------------------------------------

Practice Problems

Draw the time.

A	 <p>4:40</p>
B	 <p>8:55</p>